


Guide: How to manage your profile in the forum

Log in to the forum

- Go to the forum homepage.
- Click **"Login"** in the top right corner.
- Enter your username and password.
- Click on **'Log in'**.


Find your profile

- Once you are logged in, click on your profile picture or username in the menu bar.
- This will take you to your profile page where you can view your information and activity.



Edit your profile

- On your profile page, you will see icons under your name.
- Click the **gear icon** (🔧) to edit your details.
- Here you can make changes:
 - Profile picture
 - User name
 - Location and time zone
 - Associated social media
 - Your password



On your profile page, you will see icons under your name.

Click the **gear icon** (🔧) to edit your details.

Here you can change:


Profile picture - It's a good idea to add a picture as it makes your profile more personalised and recognisable.

Username - User name

(what you chose when you signed up- **not recommended to change**)

Your account details

(what you chose when you signed up- **not recommended to change**)



Lis Oxholm | @lisox
Member

[Forum Home](#) | [Recent Posts](#)

Joined: Oct 10, 2024
Last seen: Feb 13, 2025

0 Followers / 0 Following

[Profile](#) | [Activity](#) | [Favored](#) | [Subscriptions](#)

Username **lisox**

Display Name *

Nickname *
URL Address Identifier

Email *

Title *


Avatar

☐ Default avatar
 ☐ Specify avatar by URL:
☒ Upload an avatar

About yourself - It can be useful to write a short introduction about yourself, what you do or your interests.

Avatar

☐ Default avatar
 ☐ Specify avatar by URL:
☒ Upload an avatar


 intet arkiv valgt

About Me

B I







Rich Text Area. Press Alt-Shift-H for help.

Website

Occupation

Connected social media - If you wish, you can connect your profile to Facebook, LinkedIn or Instagram.

Signature

B I      

Social Networks

Facebook

X.com

LinkedIn

YouTube

Instagram

Telegram

Vkontakte

Skype

Location

Choose ---

Location and time zone - By specifying your time zone, others can see when you are most active in the forum.

Location

Denmark

Timezone

Copenhagen

Password - You have the option to change your password here - **Not recommended**

Location

Choose ---

Timezone

Choose ---

Password *
Must be minimum 6 characters.

Old password

New password

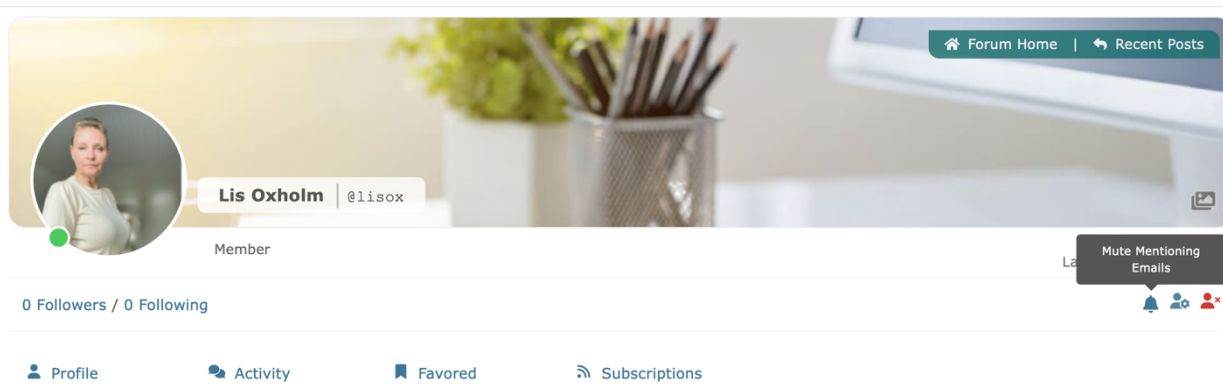
Confirm password

Contact the forum administrator

Save Changes

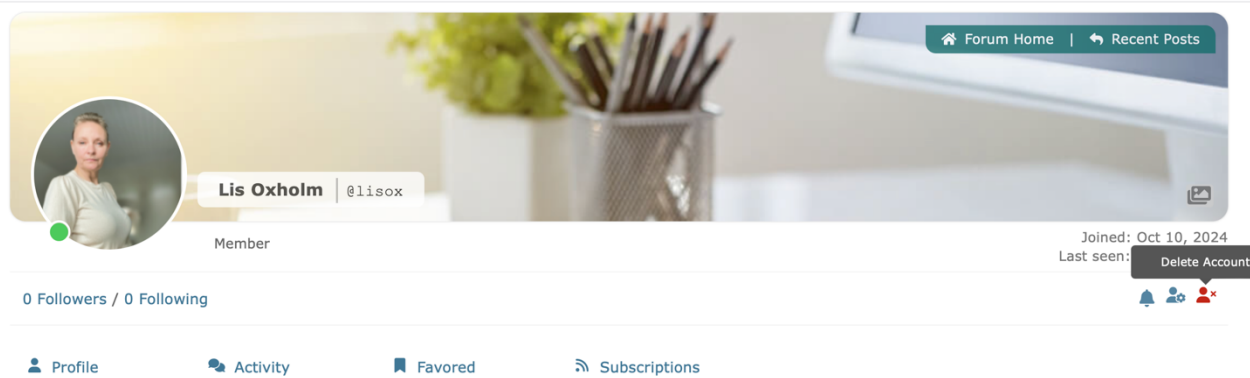
Manage notifications

- Click on **the bell icon (🔔)** to change email notifications.
- Here you can switch notifications on/off for:
 - Mentions (when someone mentions you)
 - News updates
 - Replies to your posts



Delete your account

- Click the **red user icon (👤✖)** to delete your account.
- Confirm the action if you want to continue.
- *Note:* Deleting the account can be permanent, so be sure of your decision.



Save your changes

- Remember to always click "**Save changes** ' after editing.
- Your new information will now be updated on your profile.

If you have any problems, you can contact the forum administrators via 'Contact forum administrator' on the profile page.

Further help

If you have any issues with subscriptions or notifications, you can contact the forum administrator via the "**Contact the forum administrator** ' link on your profile page.